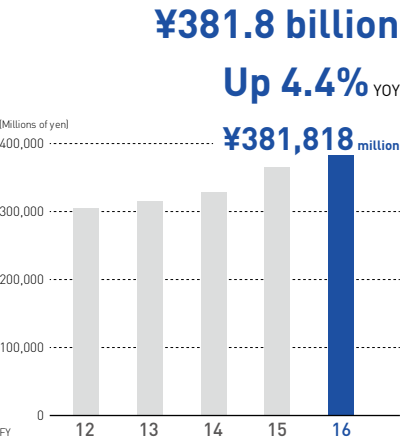
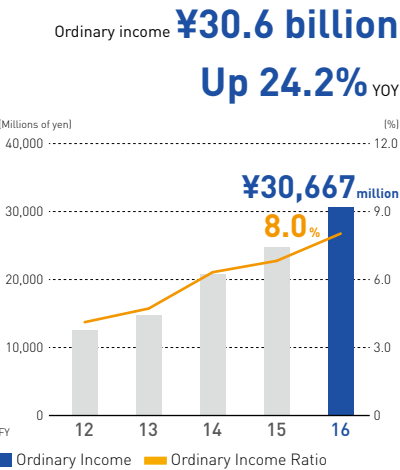


Financial and Non-Financial Highlights

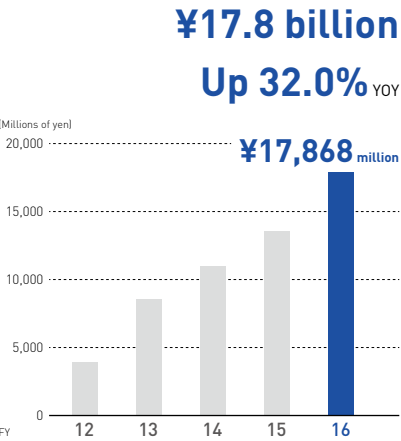
Net Sales



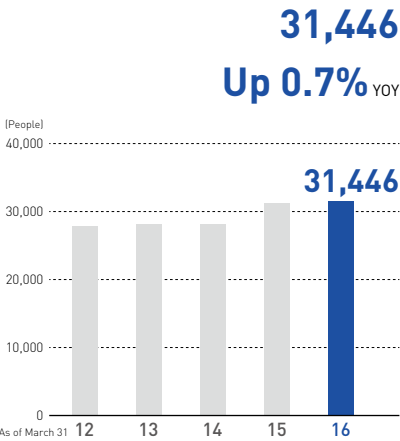
Ordinary Income / Ordinary Income Margin



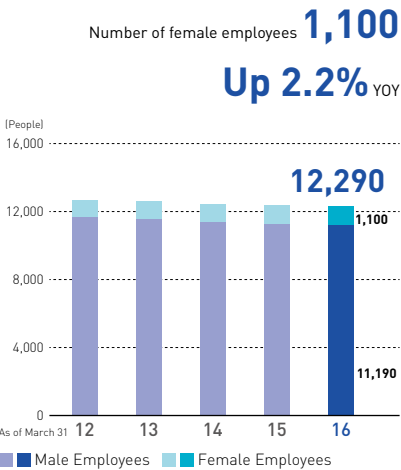
Profit Attributable to Owners of Parent



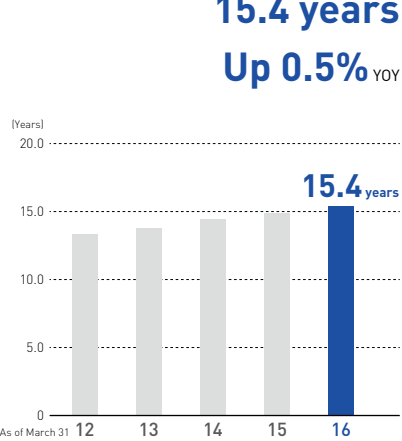
Number of Employees



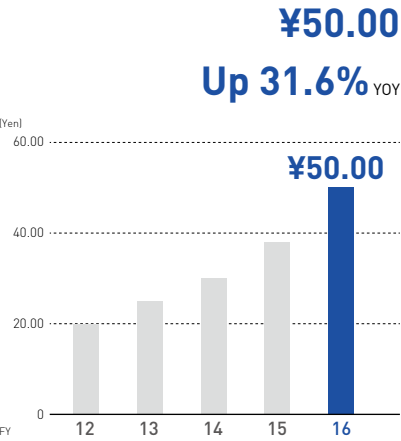
Number of Employees by Gender
(Non-Consolidated)



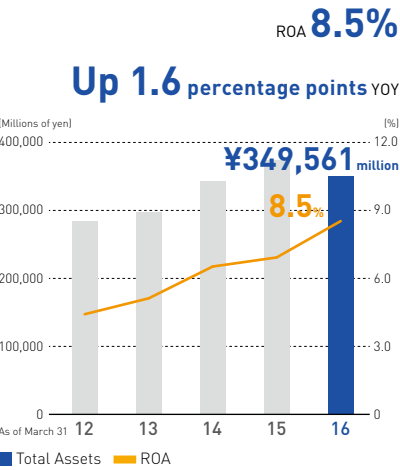
Average Number of Years of Continuous Service
(Non-Consolidated)



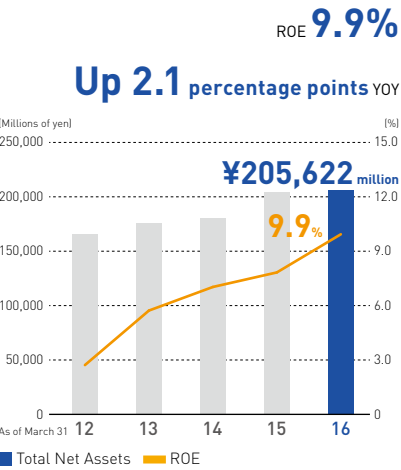
Dividends per Share



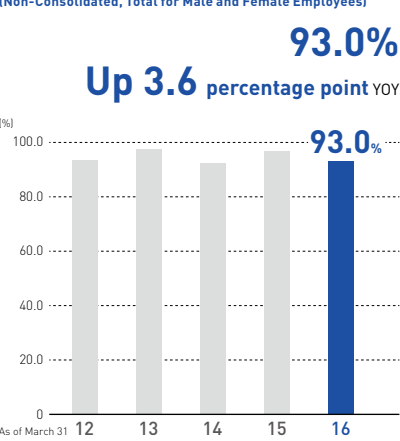
Total Assets / ROA



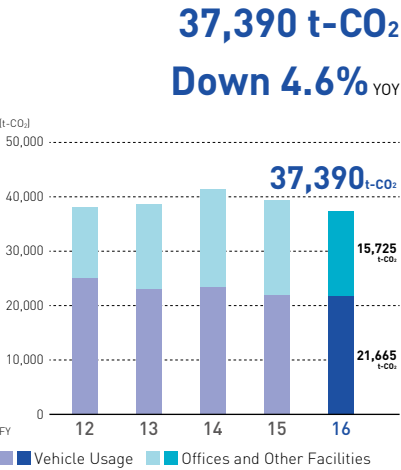
Total Net Assets / ROE



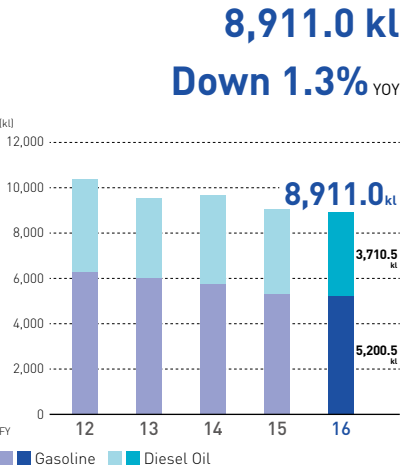
Percentage of Employees Returning to Work after Childcare Leave
(Non-Consolidated, Total for Male and Female Employees)



CO₂ Emissions Volume
(Non-Consolidated)



Fuel Usage by Vehicles
(Non-Consolidated)



Millions of yen			
Fiscal year	2014	2015	2016
Fiscal year			
Net sales	328,209	365,749	381,818
Ordinary income	20,745	24,700	30,667
Profit attributable to owners of parent	10,955	13,534	17,868
Capital expenditures	19,617	13,627	14,875
Depreciation and amortization	9,198	11,331	12,109
At the end of fiscal year			
Total assets	342,495	373,863	349,561
Total net assets	180,205	204,363	205,622

Millions of yen			
Fiscal year	2014	2015	2016
Per share (Yen)			
Profit attributable to owners of parent	108.99	134.65	177.77
Net assets	1,574.74	1,800.15	1,805.09
Dividends	30.00	38.00	50.00
Ratios (%)			
Ordinary income margin	6.3	6.8	8.0
Return on assets (ROA)	6.5	6.9	8.5
Return on equity (ROE)	7.0	7.8	9.9

Percentage of Administrative Positions Filled by Women
(Non-Consolidated)
(As of April 1, 2016)

3.6%



Number of Children Participating in ALSOK ANSHIN KYOSHITSU Classes
(As of March 31, 2016)

Aggregate total of
1,235,803



Number of Individuals Completing First-Aid Training
(As of March 31, 2016)

Total of 16,755

