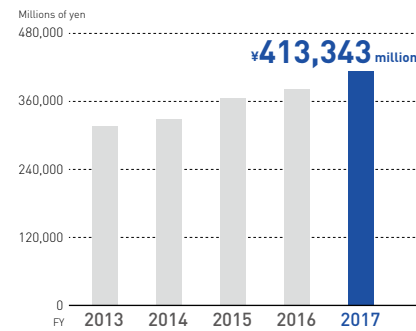


Financial and Non-Financial Highlights

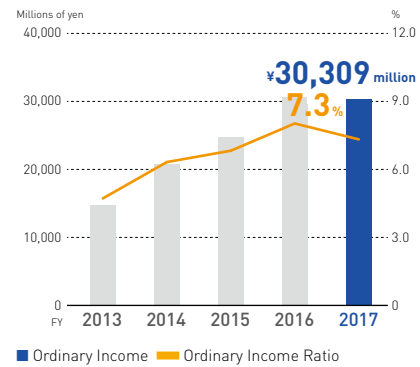
Net Sales

¥413.3 billion
Up 8.3% YOY



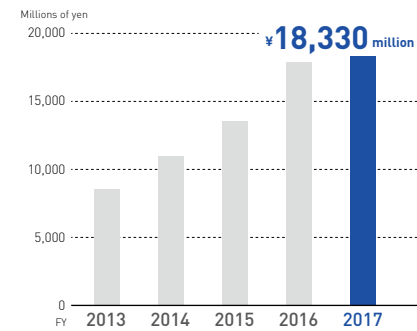
Ordinary Income / Ordinary Income Margin

Ordinary income **¥30.3 billion**
Down 1.2% YOY



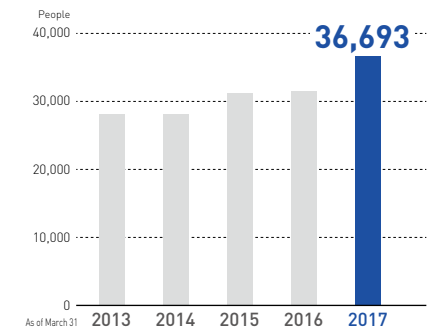
Profit Attributable to Owners of Parent

¥18.3 billion
Up 2.6% YOY



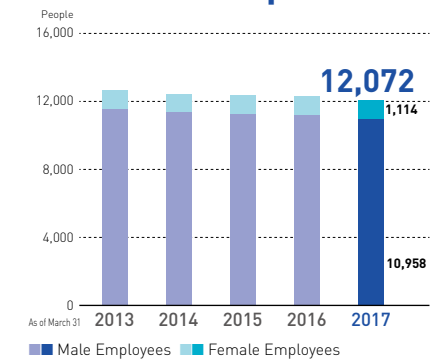
Number of Employees

36,693
Up 16.7% YOY



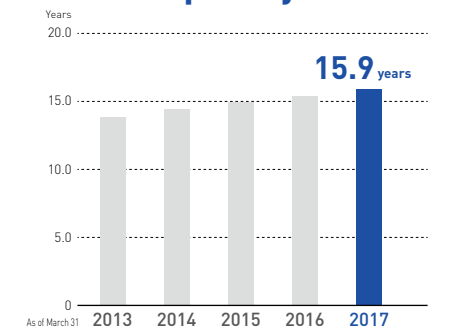
Number of Employees by Gender (Non-Consolidated)

Number of female employees **1,114**
Up 1.3% YOY



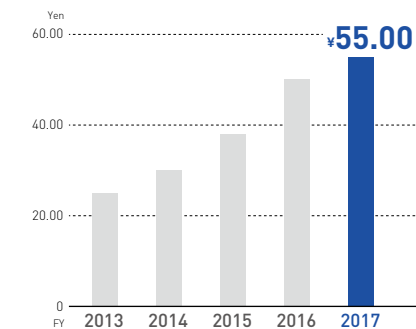
Average Number of Years of Continuous Service (Non-Consolidated)

15.9 years
Up 0.5 years YOY



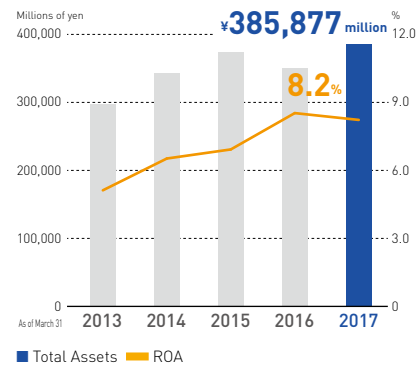
Dividends per Share

¥55.00
Up ¥5.00 YOY



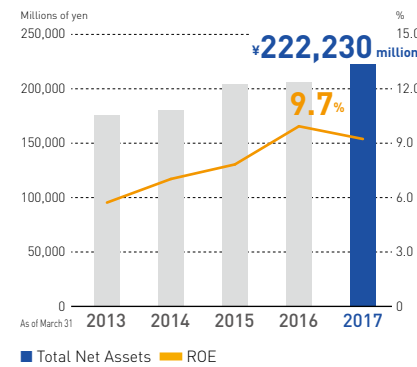
Total Assets / ROA

ROA **8.2%**
Down 0.3 percentage points YOY



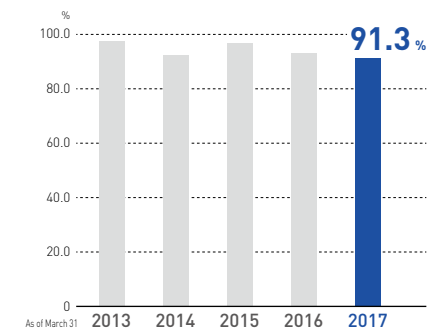
Total Net Assets / ROE

ROE **9.7%**
Down 0.2 percentage points YOY



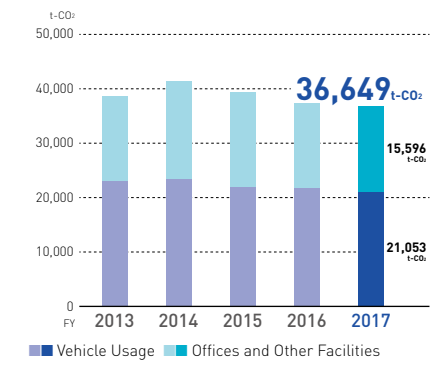
Percentage of Employees Returning to Work after Childcare Leave (Non-Consolidated, Total for Male and Female Employees)

91.3%
Down 1.7 percentage points YOY



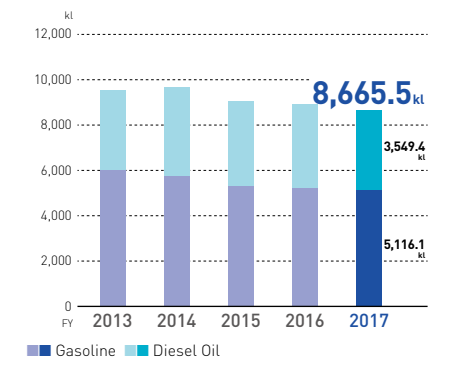
CO₂ Emissions Volume (Non-Consolidated)

36,649t-CO₂
Down 2.0% YOY



Fuel Usage by Vehicles (Non-Consolidated)

8,665.5kl
Down 2.8% YOY



Fiscal year	Millions of yen		
	2015	2016	2017
Fiscal year			
Net sales	365,749	381,818	413,343
Ordinary income	24,700	30,667	30,309
Profit attributable to owners of parent	13,534	17,868	18,330
Capital expenditures	13,627	14,875	12,614
Depreciation and amortization	11,331	12,109	13,773
At the end of fiscal year			
Total assets	373,863	349,561	385,877
Total net assets	204,363	205,622	222,230

Fiscal year	Per share (Yen)		
	2015	2016	2017
Per share (Yen)			
Profit attributable to owners of parent	134.65	177.77	182.37
Net assets	1,800.15	1,805.09	1,956.25
Dividends	38.00	50.00	55.00
Ratios (%)			
Ordinary income margin	6.8	8.0	7.3
Return on assets (ROA)	6.9	8.5	8.2
Return on equity (ROE)	7.8	9.9	9.7

Percentage of Administrative Positions Filled by Women (Non-Consolidated) (As of April 1, 2017)

3.5%

Number of Children Participating in ALSOK ANSHIN KYOSHITSU Classes (As of March 31, 2017)

Aggregate total of **1,333,000**

Number of Individuals Completing First-Aid Training (As of March 31, 2017)

Total of **17,151**

AED