

2025年7月16日、
「総合警備保障株式会社」は
「ALSOK株式会社」へ

From July 16, 2025,
“SOHGO SECURITY SERVICES CO., LTD.”
became “ALSOK CO., LTD.”

2026年3月期中間期
決算説明資料
Financial Results
for 2Q FY2026

1 Financial Result for 2Q FY2026 Achieved interim earnings forecast, with increased sales and profit YoY

- Profit margins also improved
(Ordinary income to sales: 6.3% → 8.2%)

2 Upward Revisions to Annual Financial Results Forecasts for the fiscal year ending March 31, 2026

- Due to interim results and strong trends, we have revised our earnings forecast.
- Both sales and profits are expected to reach record highs.

3 ALSOK Group Initiatives

- We contributed to safe and secure event operations for Expo 2025 Osaka, Kansai, Japan etc.
- Rebranding and Business Strategy Direction

- 1 Financial Result for 2Q FY2026
- 2 Business Forecast
- 3 ALSOK Group Initiatives

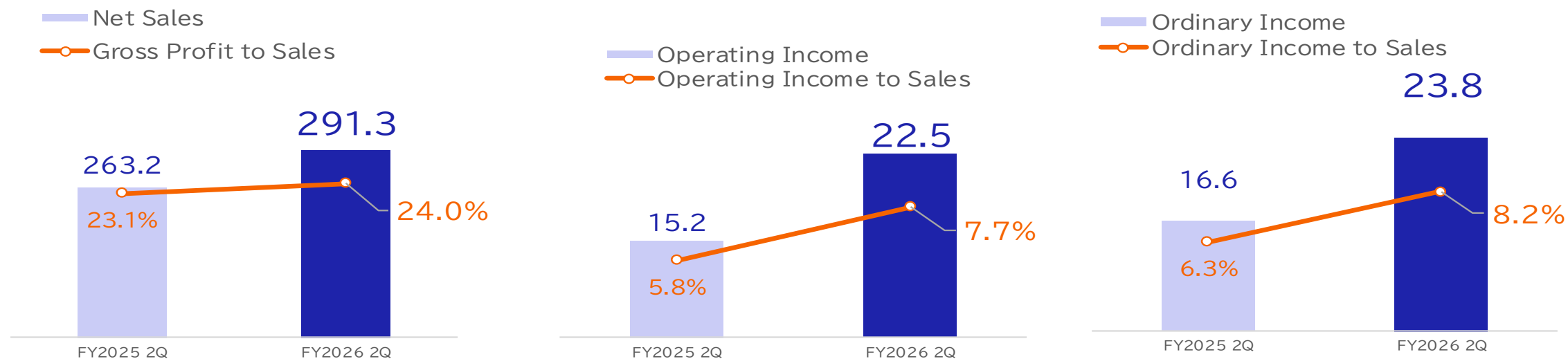
1 Financial Result for 2Q FY2026

2 Business Forecast

3 ALSOK Group Initiatives

Net Sales and Income

(Billions of Yen)



YoY/Gap

(Billions of Yen)	FY2025 2Q	FY2026 2Q	YoY	Change	FY2026 2Q (Forecast)	Gap	Achievement Ratio
Net Sales	263.2	291.3	28.0	10.7%	284.3	7.0	102.5%
Operating income	15.2	22.5	7.2	47.6%	18.1	4.4	124.4%
Ordinary income	16.6	23.8	7.2	43.5%	19.7	4.1	121.3%
Profit attributable to Owners of parent	9.8	14.6	4.7	48.3%	12.0	2.6	121.7%

YoY

Net Sales

(Billions of Yen)	FY2025 2Q	FY2026 2Q	YoY	Change
Security Services	190.4	209.8	19.4	10.2%
Facility Management Services etc.	33.2	40.3	7.0	21.3%
Long-term Care Services	26.4	27.4	0.9	3.6%
Overseas Services	13.1	13.6	0.5	4.3%
Total	263.2	291.3	28.0	10.7%

Operating Income/Operating Income to Sales

FY2025 2Q		FY2026 2Q	
16.9	8.9%	22.5	10.7%
2.7	8.4%	4.5	11.2%
0.8	3.1%	1.2	4.7%
(0.3)	—	(0.4)	—
15.2	5.8%	22.5	7.7%

※Company-wide expenses that cannot be attributed to any specific reportable segment have been omitted.

Net Sales by Security Services

(Billions of Yen)	FY2025 2Q	FY2026 2Q	YoY	Change
Electronic Security Services	82.8	89.5	6.6	8.1%
HOME ALSOK Services	11.8	12.3	0.5	4.6%
Stationed Security Services	60.1	71.9	11.7	19.6%
Transportation Security Services	35.5	35.9	0.4	1.2%

Net Sale/Operating Income

(Billions of Yen)



YoY

(Billions of Yen)	FY2025 2Q	FY2026 2Q	YoY	Change
Net Sales	190.4	209.8	19.4	10.2%
Operating income	169.7	187.9	18.2	10.8%
Construction Sales	3.6	3.4	(0.1)	(3.8%)
Equipment Sales	17.0	18.3	1.3	7.8%
Operating Income	16.9	22.5	5.6	33.3%
Operating Income to Sales	8.9%	10.7%	—	—

Net Sale

Electronic Security Services

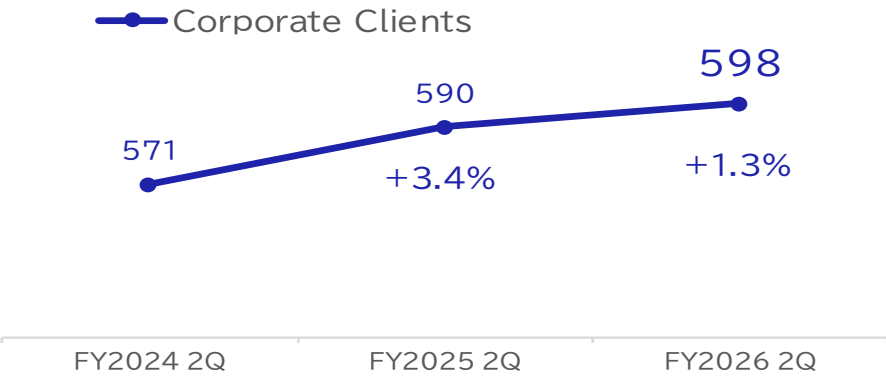
(Billions of Yen)	FY2025 2Q	FY2026 2Q	YoY	Change
Net Sales	82.8	89.5	6.6	8.1%
Contract Sales	65.0	70.5	5.4	8.4%
Construction Sales	3.3	3.2	(0.1)	(2.5%)
Equipment Sales	14.5	15.8	1.2	8.7%

HOME ALSOK Security Services

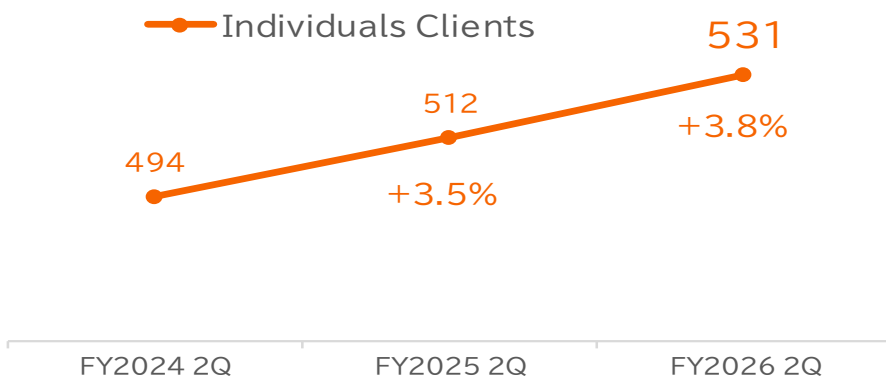
(Billions of Yen)	FY2025 2Q	FY2026 2Q	YoY	Change
Net Sales	11.8	12.3	0.5	4.6%
Contract Sales	9.4	9.8	0.4	4.6%
Construction Sales	0.2	0.2	0.0	1.7%
Equipment Sales	2.2	2.3	0.1	4.9%

Trends in The Number of Contracts

(Thousand Contracts)



(Thousand Contracts)



Net Sales

Stationed Security Services

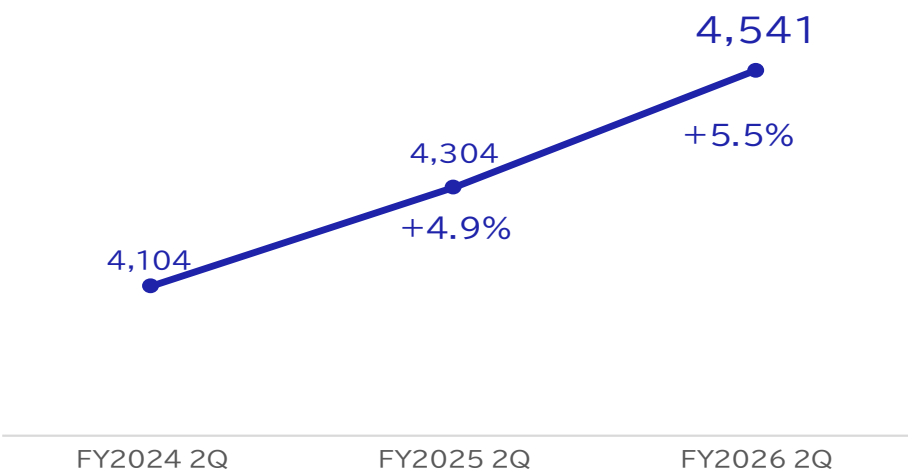
(Billions of Yen)	FY2025 2Q	FY2026 2Q	YoY	Change
Net Sales	60.1	71.9	11.7	19.6%

Transpotation Security Services

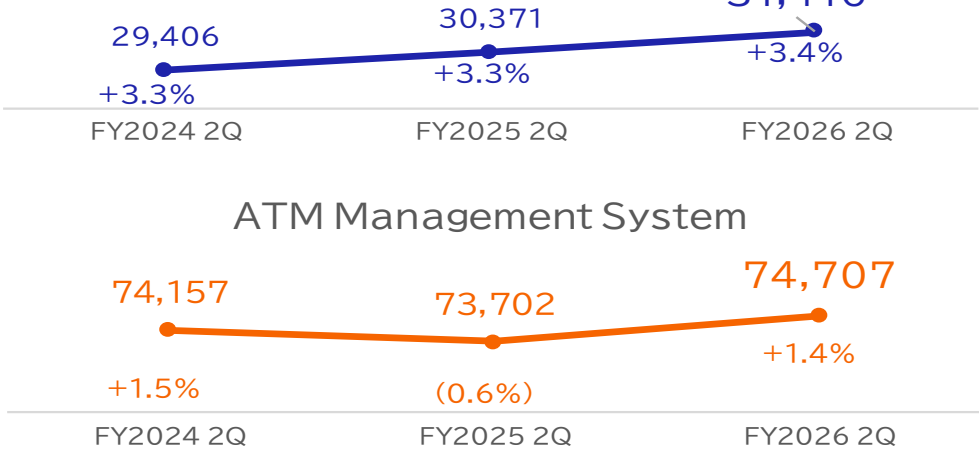
(Billions of Yen)	FY2025 2Q	FY2026 2Q	YoY	Change
Net Sales	35.5	35.9	0.4	1.2%

Trends in The Number of Contracts

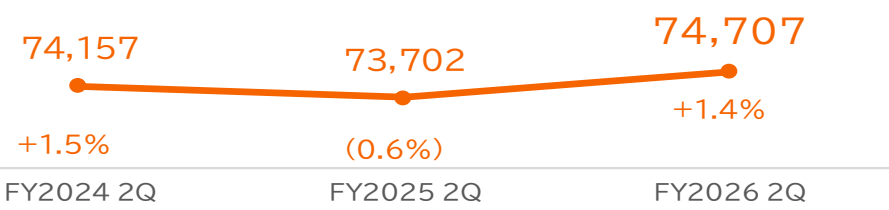
Long-term Contracts (Contracts)



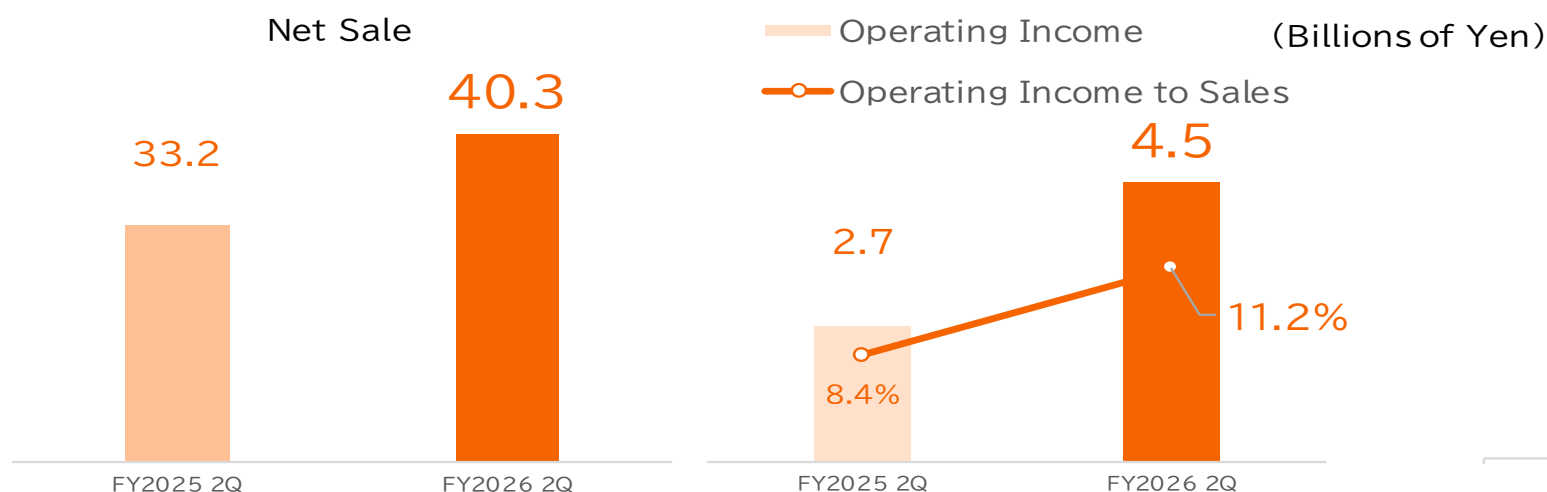
Cash Deposit and dispenser Machine On-line System (Unit)



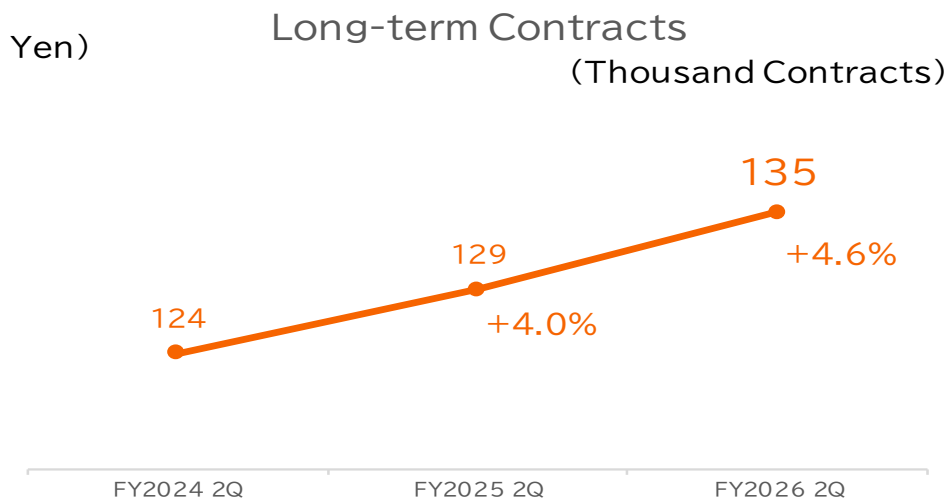
ATM Management System



■ Net Sales/Operating Income



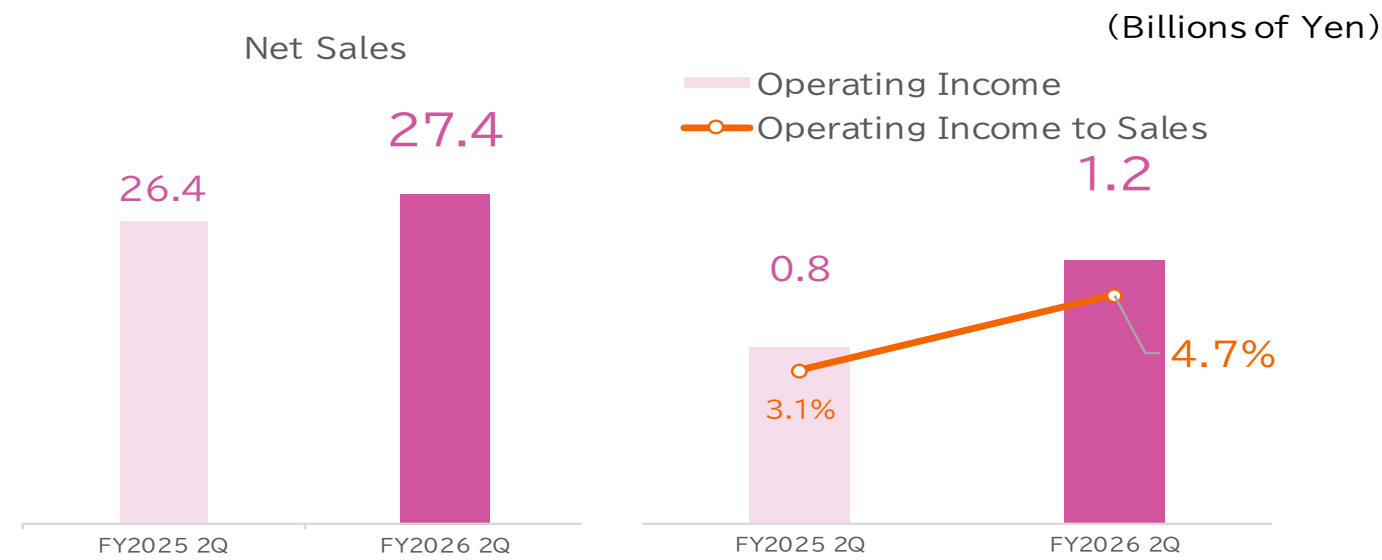
■ The Number of Long-term Contracts



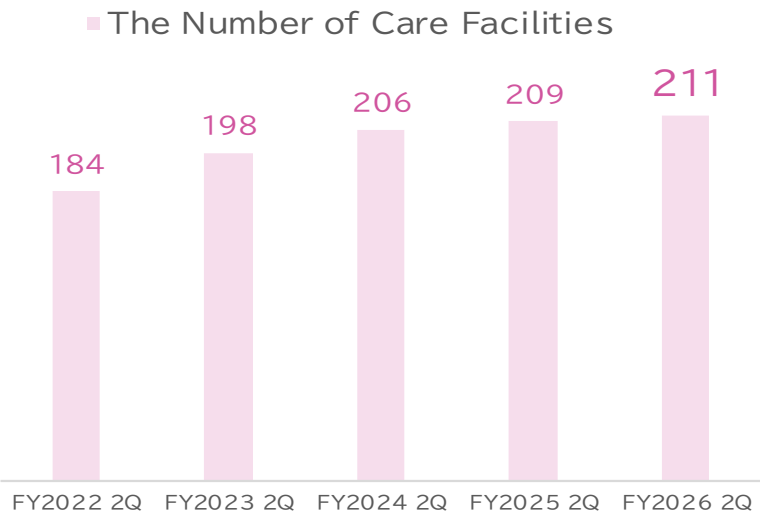
■ YoY

(Billions of Yen)	FY2025 2Q	FY2026 2Q	YoY	Change
Net Sales	33.2	40.3	7.0	21.3%
Contract Sales	18.0	22.0	4.0	22.5%
Construction Sales	9.4	12.7	3.2	34.8%
Equipment Sales	5.8	5.5	(0.2)	(4.4%)
Operating Income	2.7	4.5	1.7	61.8%
Operating Income to Sales	8.4%	11.2%	—	—

Net Sales/Operating Income



The Number of Care Facilities



YoY

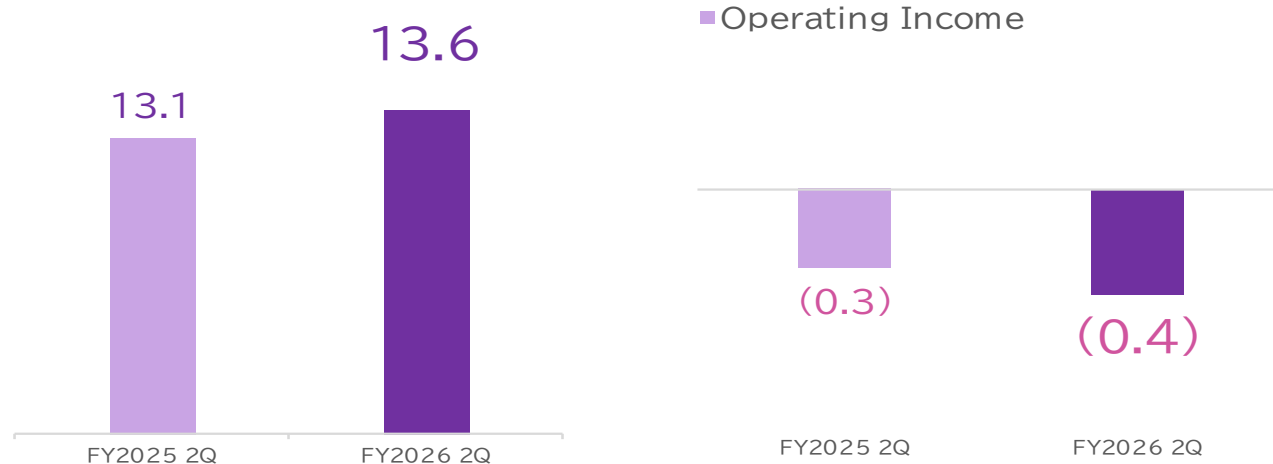
(Billions of Yen)	FY2025 2Q	FY2026 2Q	YoY	Change
Net Sales	26.4	27.4	0.9	3.6%
Operating Income	0.8	1.2	0.4	54.9%
Operating Income to Sales	3.1%	4.7%	—	—

Net Sales/Operating Income







(Billions of Yen)

Net Sales

Operating Income



Service Provision/Country

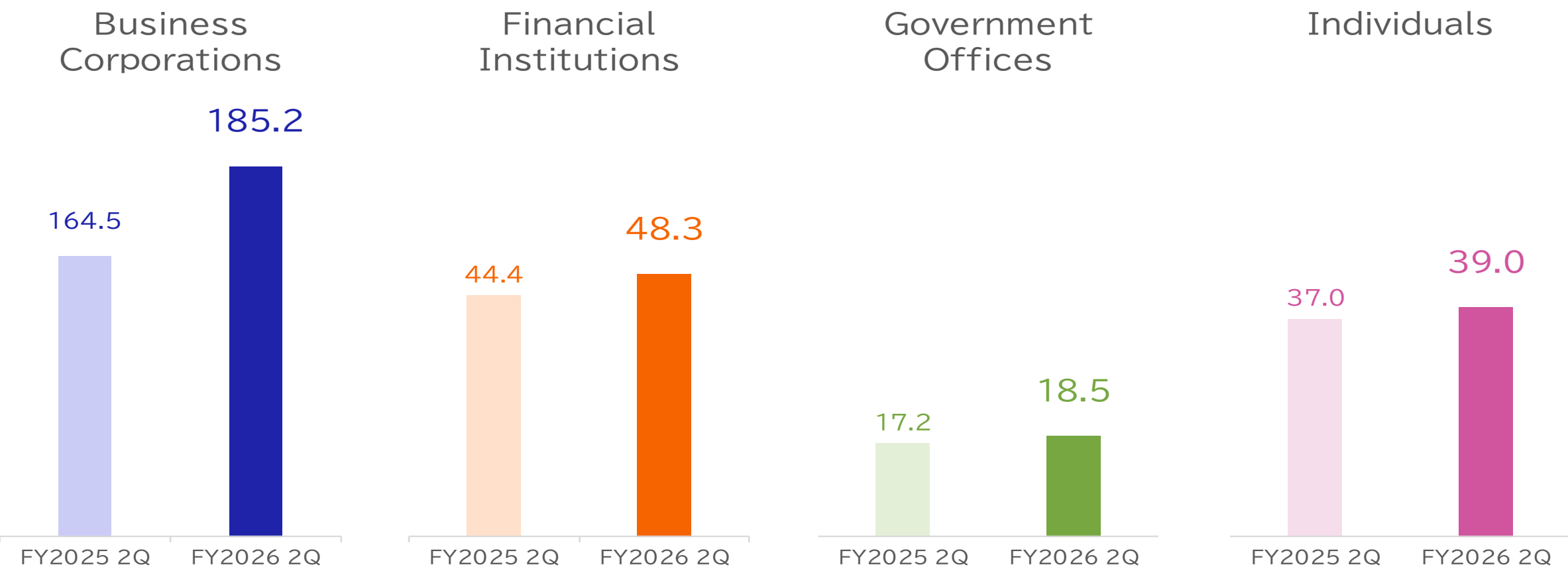
Service Provision / Country						
	Thai	Vietnam	Indonesia	India	Myanmar	Bangladesh
Stationed Security	✓	✓	✓	✓	✓	✓
Electronic Security Services	✓	✓	✓	✓ <small>JV launch in some states</small>	✓	—
Equipment Sale (CCTV, Access control, etc.)	✓	✓	✓	✓	✓	✓
AED	✓	✓	✓	✓	✓	—
Integrated Management/FM (Cleaning services, etc.)	—	—	✓	✓	✓	✓
Disaster Prevention (Sale and Inspection)	✓	—	✓	✓	—	✓

YoY

(Billions of Yen)	FY2025 2Q	FY2026 2Q	YoY	Change
Net Sales	13.1	13.6	0.5	4.3%
Operating Income	(0.3)	(0.4)	(0.05)	—
Operating Income to Sales	—	—	—	—

Sales

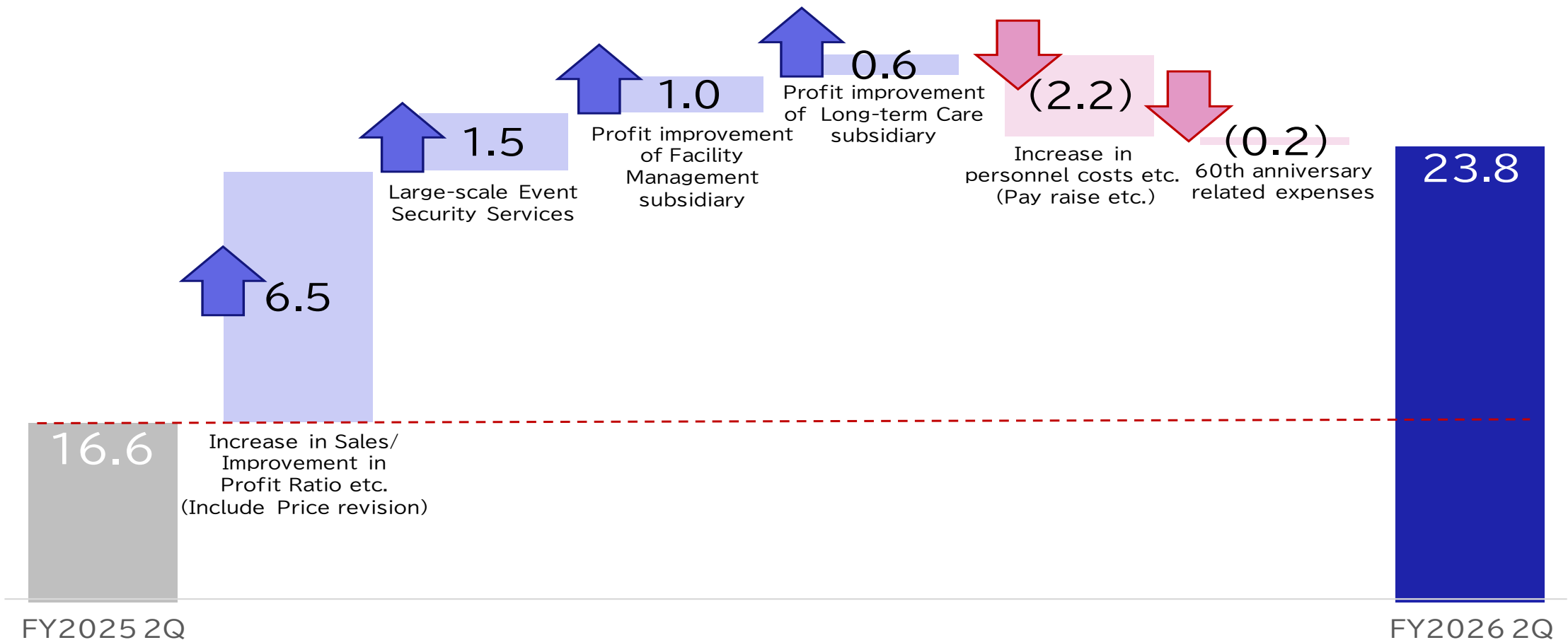
(Billions of Yen)



Results

(Billion yen)	FY2025 2Q	FY2026 2Q	YoY	Change
Net Sales	263.2	291.3	28.0	10.7%
Cost of Sales	202.5	221.5	18.9	9.4%
Labor Cost	100.4	107.0	6.5	6.6%
Expense	27.8	36.3	8.4	30.2%
Depreciation	8.0	8.3	0.2	3.1%
Others	36.8	37.6	0.7	2.1%
Cost of Product Sold&Installation	29.2	32.1	2.9	10.0%
SG&A	45.4	47.2	1.8	4.0%
Advertising Expenses	1.5	1.3	(0.1)	(10.2%)
Personnel Cost	27.4	28.6	1.2	4.4%
Depreciation	1.8	1.9	0.1	6.1%
Others	14.6	15.2	0.6	4.3%
Operating Income	15.2	22.5	7.2	47.6%

(Billions of yen)



Consolidated Balance Sheets

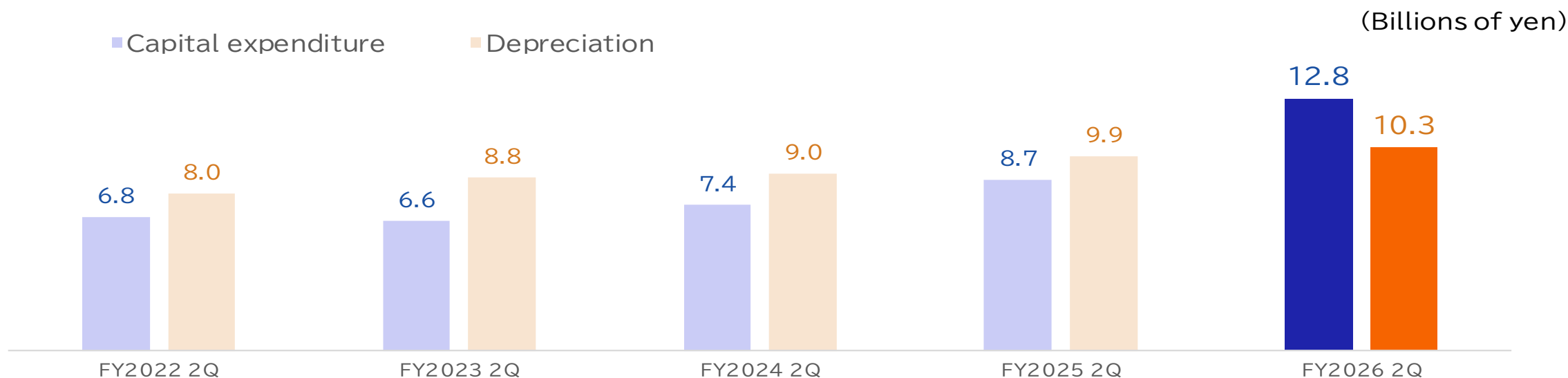
16

(Billion yen)	FY2025	FY2026 2Q	Increase/Decrease	(Billion yen)	FY2025	FY2026 2Q	Increase/Decrease
Current assets	256.7	258.0	1.3	Current liability	108.8	104.2	(4.6)
Cash and deposits	68.6	70.6	2.0	Notes and accounts payable-trade	30.1	24.3	(5.8)
Cash for transportation security services	81.5	79.7	(1.8)	Short-term borrowings	13.2	12.2	(0.9)
Notes and accounts receivable-trade, and contract assets	69.7	67.1	(2.5)	Other	65.5	67.7	2.1
Other	36.7	40.4	3.6	Non-current liability	87.5	88.2	0.7
Non-current assets	315.6	322.7	7.0	Long-term loans payable	1.3	1.1	(0.1)
Property, plant and equipment	122.4	125.6	3.2	Net defined benefit liability	39.5	40.1	0.5
Intangible assets	38.7	38.8	0.1	Other	46.6	47.0	0.3
Investments and other assets	154.5	158.1	3.6	Total liabilities	196.4	192.5	(3.8)
				Shareholders' equity	310.0	319.2	9.1
				Accumulated other comprehensive income	28.3	29.5	1.2
				Non-controlling interests	37.5	39.4	1.8
				Total net assets	376.0	388.2	12.2
Total assets	572.4	580.7	8.3	Total liabilities and net assets	572.4	580.7	8.3

Results

(Billion yen)	FY2025 2Q	FY2026 2Q	YoY	Change
Net cash provided by (used in) operating activities	19.8	21.6	1.8	9.3%
Net cash provided by (used in) investing activities	(4.4)	(11.4)	(6.9)	156.1%
Net cash provided by (used in) financing activities	(25.3)	(9.7)	15.5	(61.4%)
Cash and cash equivalents at end of period	59.2	60.3	1.1	1.9%
Free cash flow	15.3	10.2	(5.1)	(33.4%)

Capital Expenditures・Depreciation



YoY

(Billion yen)	FY2025 2Q	FY2026 2Q	YoY	Change
Capital expenditure	8.7	12.8	4.1	47.8%
Depreciation	9.9	10.3	0.3	3.7%

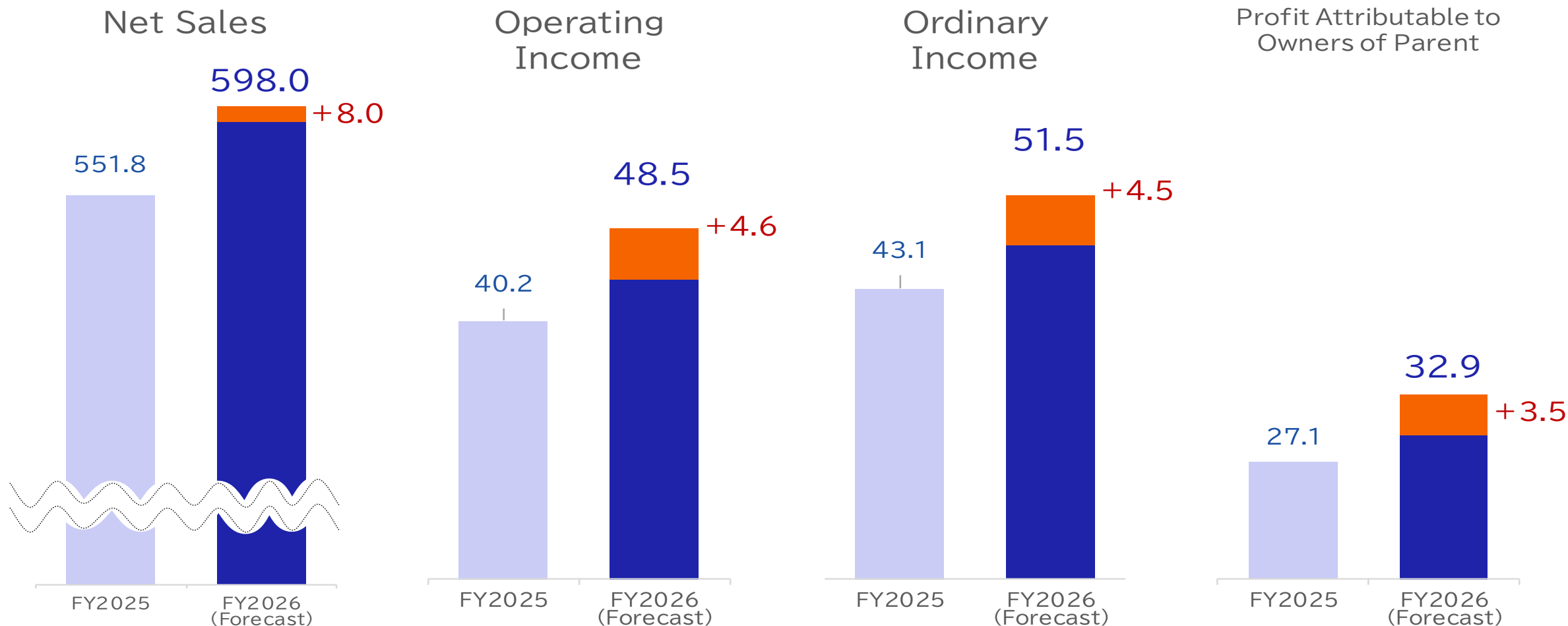
1 Financial Result for 2Q FY2026

2 Business Forecast

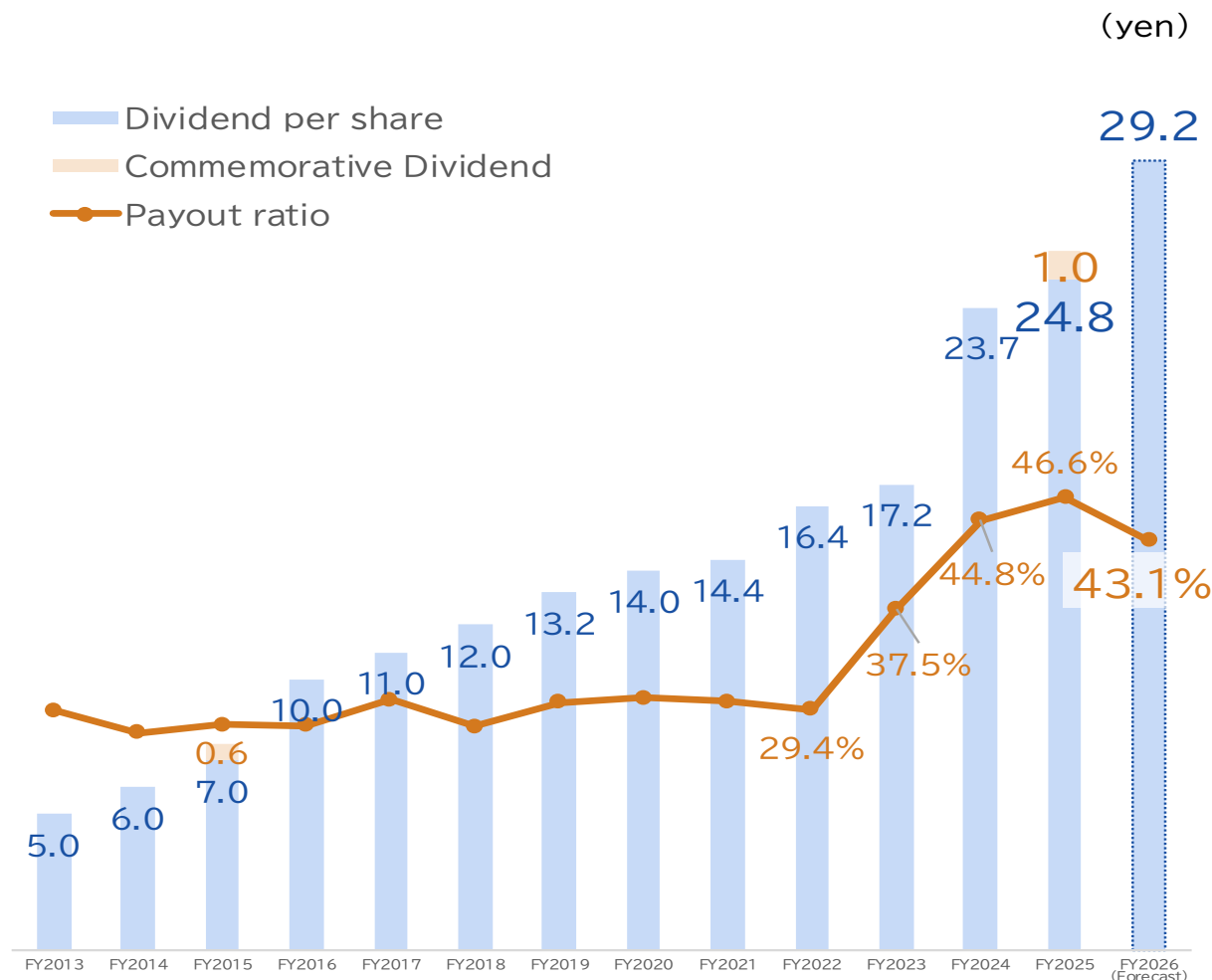
3 ALSOK Group Initiatives

Business Forecast for FY2026

(Billions of yen)



Dividend per share(Yen)



FY2026(Forecast)

29.2yen/year
 (14.6Yen)Interim
 (14.6Yen)Year-end

*Subject to change due to fluctuations in business performance.

- Upward Revisions to Annual Financial Results Forecasts
 Annual dividend increase of ¥2.00 (¥1.00 interim dividend + ¥1.00 year-end forecast)

- Improving capital efficiency

We are investigating continuously conducting measures for improving capital efficiency as part of our measures to provide returns to shareholders

1 Financial Result for 2Q FY2026

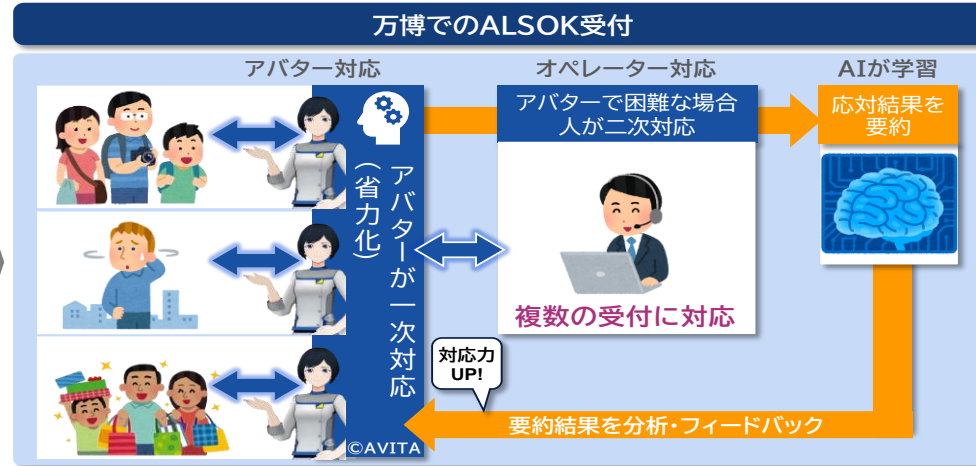
2 Business Forecast

3 **ALSOK Group Initiatives**

Expo 2025 Osaka, Kansai, Japan and World Athletics Championships Tokyo 25



【Expo 2025 Osaka, Kansai, Japan】
Approximately 160,000 security guards in total



Customer Service and Guidance Using AI Avatars



REBORG-Z Security Patrol
(ALSOK Security Robot)

【World Athletics Championships Tokyo 25】
Approximately 10,000 security guards in total

20th Asian Games Aichi-Nagoya 2026 (September 19 – October 4, 2026)

Partnership Agreement Signed 20th Asian Games Aichi-Nagoya 2026
and Aichi-Nagoya 2026 Asian Para Games

Mobilized the full capabilities of the ALSOK Group to handle events that attract visitors from around the world, contributing to safe and secure event operations

■ Rebranding

On July 16 2025, we changes our company name and brand slogan
Redefined our business domains and laid the foundation for medium- to long-term growth

Company name

ALSOK株式会社
(ALSOK CO.,LTD.)

Brand slogan

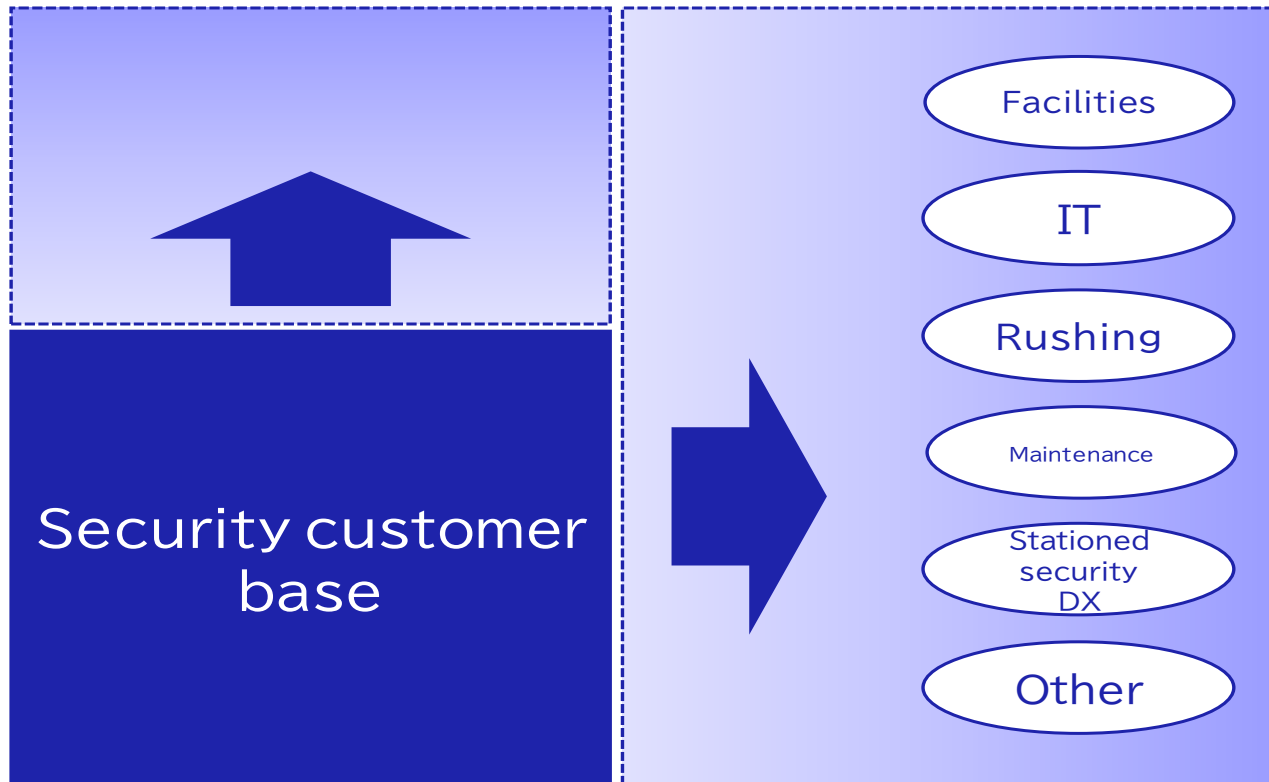
ALways OK

While keeping security at our core,
we have evolved into a corporate group capable of addressing diverse risks



Business Strategy Direction

Expanding the customer base



Services leveraging the Electronic Security Services infrastructure

- ✓ 「ALSOK User Rescue」(October 2025 Release)
- ✓ Upon a request from a customer call center or other location, security guards are dispatched, with ALSOK acting on the customer's behalf to assess the situation and provide first response
- ✓ We are not limited to customers of Electronic Security Services and we envision entering into contracts with manufacturers and others that require emergency response in the event of equipment or device failures

We are expanding the service areas of ALSOK IT Rescue and ALSOK Facility Rescue nationwide for electronic security customer



Services leveraging physical security expertise

- ✓ 「ALSOK Physical Penetration Test」(September 2025 Release)
- ✓ **Services that empirically assesses the risk of cyberattacks originating from physical intrusion**



Strengthening the foundation of Facility Management Services etc.

- ✓ **Business transferred from the Fujitsu Group**
Strengthen service delivery capabilities for Facility Management Services etc. and ensure stable business expansion
- ✓ **Business Succession Details**
 - FUJITSU HOME & OFFICE SERVICES LIMITED: Security, Cleaning, and Facility Management Services
 - FUJITSU HOKUSHIN CONSTRUCTION LIMITED: Facility Management Services
 - FUJITSU TOCHIGI CONSTRUCTION LIMITED: Facility Management Services
- ✓ **Successor Company: ALSOK Facilities Co., Ltd**
- ✓ **Business Succession Date: September 1, 2025**

Promotion of long-term care DX

- ✓ "Minna no Ie Toro Eikou-so", operated by ALSOK Care Co., Ltd. , was recognized for initiatives leveraging DX and other efforts, and received the Minister of Health, Labour and Welfare's Award (Encouragement Prize) for Creating a Comfortable Working Environment for Nursing Care Workers
- ✓ By introducing ICT devices, we reduced the indirect workload of care staff and achieved improved services for users with fewer staff than before



Care Record System



Sleep Monitoring Sensor

Figures regarding the company's current plans and strategies that are not historical facts are forecasts of future performance, which contain risks and uncertainly.

Actual performance may differ widely from these figures as a result of economic conditions, competitive situation, progress in technology and other factors.

In accordance with accounting standards, only prior-year results have been reclassified for past business segment results.